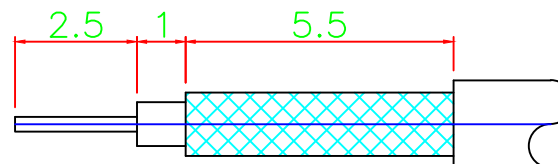
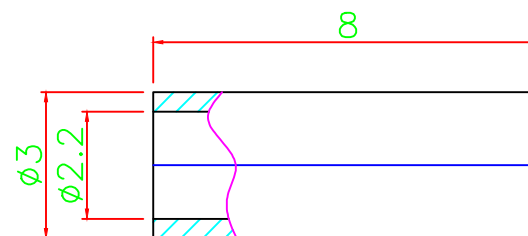
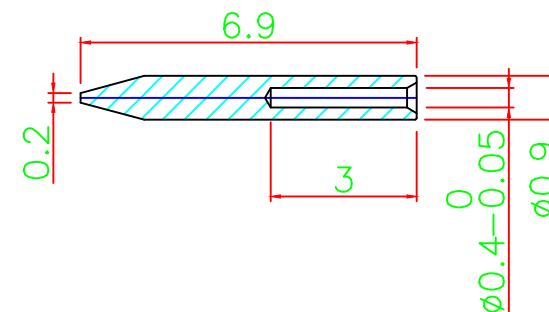


.028" / 0.75mm Hex Crimp




| NO | Description | Material | Finish |
|----|-------------|----------|--------|
| 1  | Body        | Brass    | Nickel |
| 2  | Insulator   | Teflon   | -      |
| 3  | Contact     | Brass    | Gold   |
| 4  | Bullet Pin  | Brass    | Gold   |
| 5  | Ferrule     | Brass    | Nickel |

Dimensions Are In Millimeters  
Unless Otherwise Specified  
Tolerances



|                   |
|-------------------|
| 0.5-6 = ± 0.2     |
| 6-30 = ± 0.4      |
| 30-120 = ± 0.6    |
| 120-315 = ± 1.0   |
| 315-1000 = ± 1.6  |
| 1000-2000 = ± 2.4 |



COSMTEC RESOURCES CO., LTD

DRAFT

CHECKED

APPROVED

The Drawing Contains Information That Is Proprietary To Cosmtect Resources Co., Ltd  
And Should Not Be Used Without Written Permission. www.cosmtect.com

| NO | Items                           | Specs  |
|----|---------------------------------|--|
| 1  | Impedance                       | 50Ω  |
| 2  | Frequency                       | DC~2GHz                                      |
| 3  | V.S.W.R                         | 1.3 Max                                      |
| 4  | Working Voltage                 | 100V   |
| 5  | Dielectric Withstanding Voltage | 1000V  |
| 6  | Insulation Resistance           | 5000 MΩ Min                                  |
| 7  | Contact Resistance              | Center contact ≤ 10mΩ<br>Outer contact ≤ 5mΩ |
| 8  | Temperature Range               | -55°C ~ +165°C                               |
| 9  | Mating                          | Screw-On                                     |
| 10 | Material/Finish                 | All RoHS Compliant                           |

Part No. NP-001-178-TGN-A

Title: FME JACK CRIMP FOR RG-178

DATE: MAY/28/2019 SCALE: 1:1 UNIT m/m REV A