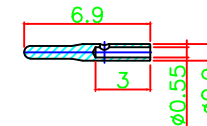
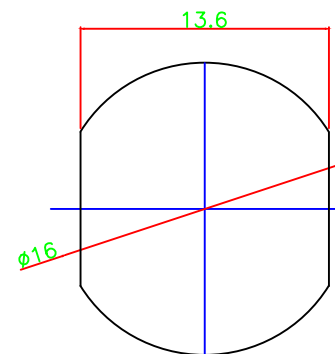
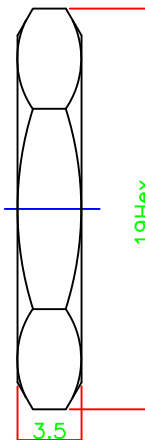
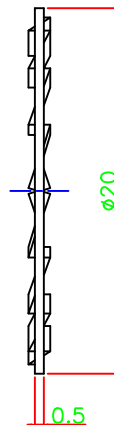
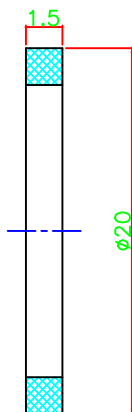
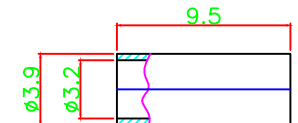


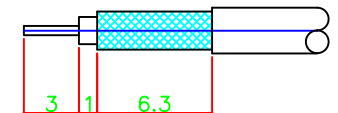
1. Solde
2. 028" / 0.7mm Hex. Crimp



.128" / 3.2mm Hex. Crimp



RECOMMENDED  
MOUNTING HOLES




NO	Description	Material	Finish
1	Body	Brass	Nickel
2	Contacto	Brass	Gold
3	Insulator	Teflon	—
4	Bullet Pin	Brass	Gold
5	Cable Tube	Brass	Nickel
6	Nut	Brass	Nickel
7	Ferrule	Brass	Nickel
8	Washer	Brass	Nickel
9	Gasket	Silicone	—

Dimensions Are in Millimeters  
Unless Otherwise Specified  
Tolerances



0.5–6	= ± 0.2
6–30	= ± 0.4
30–120	= ± 0.6
120–315	= ± 1.0
315–1000	= ± 1.6
1000–2000	= ± 2.4



COSMTEC RESOURCES CO., LTD

DRAFT	CHECKED	APPROVED
The Drawing Contains Information That Is Proprietary To Cosmtec Resources Co., Ltd And Should Not Be Used Without Written Permission. www.cosmtec.com		

1	Impedance	50Ω
2	Frequency	DC~6 GHz
3	V.S.W.R	1.25 Max
4	Working Voltage	1,400V
5	Insulation Resistance	5000 MΩ Min
6	Contact Resistance	Center contact ≤ 2.0mΩ Outer contact ≤ 0.5mΩ
7	Temperture Range	–55°C ~ +165°C
8	Mating	Screw-On
10	Material/Finish	All RoHS Compliant

Part No.	N-007-174-TGN		
Title:	N JACK BULKHEAD CRIMP FOR RG-174/316 (PIN-IN-PIN) T.G.N.		
DATE:	AUG/17/2017	SCALE:	1:1
UNIT	m/m	REV	A